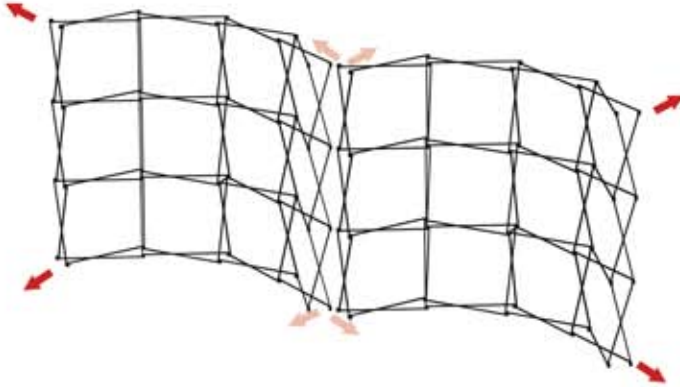


Gullwing Setup Instructions

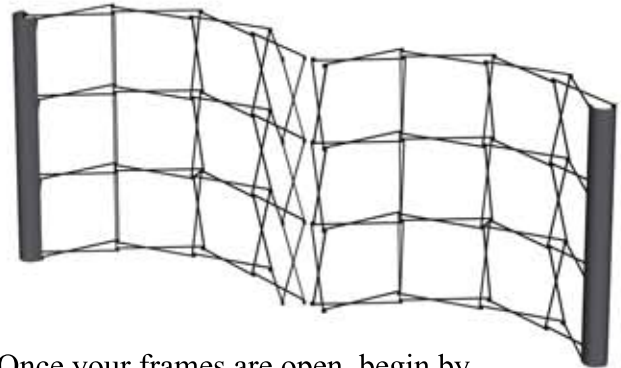


**BALLANCE
DISPLAY**

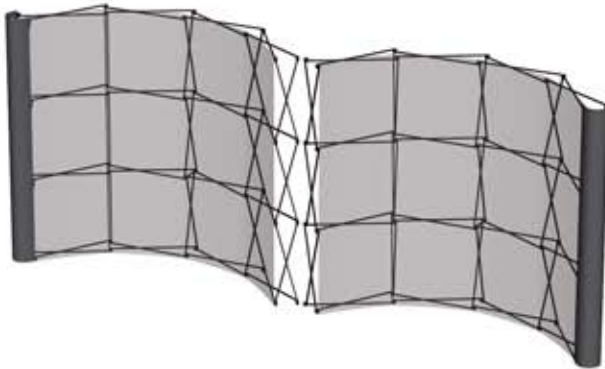
A Division of Ballance Design Ltd.



1. Open each frame from the edges and place as shown above.




2. Once your frames are open, begin by hooking the tops of the encaps on the outsides of the frames and run the magnets down the sides.



3. Once the mag strips are attached on the endcaps, begin doing the same with the main panels.



4. Now place the joiner panel across both frames and attach the same as the rest of the panels.



If you have any further questions call

1-888-774-4403

www.ballancedisplay.com